

MAGMA ENGINEERING COMPANY

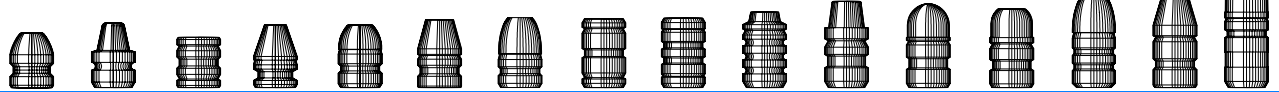
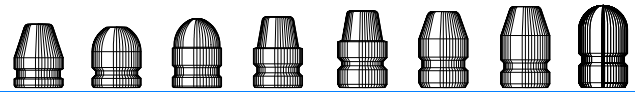
PO BOX 161, QUEEN CREEK AZ 85242
 TEL: 480-987-9008 FAX: 480-987-0148

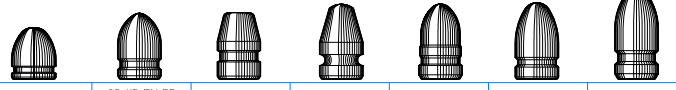
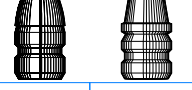

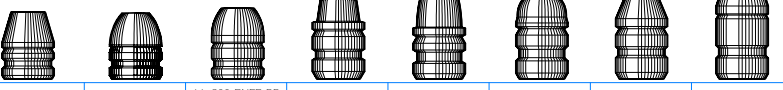
email: sales@magmaengineering.com
 web: www.magmaengineering.com

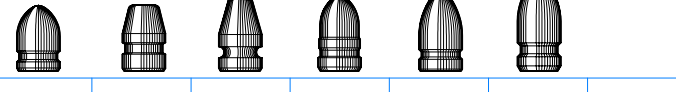
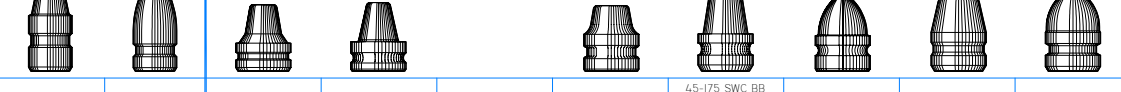
UPDATED JANUARY 27, 2006


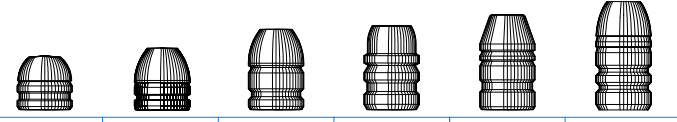
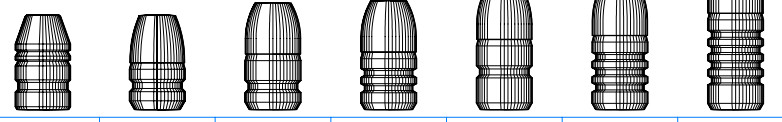


MAGMA MOLDS ARE TEST CAST USING: 6% ANTIMONY, 2% TIN, 92% LEAD

25 - 20 					30 CAL 					32 CAL 					32 - 20 			32 - 40 	380 	38 - 40 	38 - 55 		40 - 65 
25-20-85 RNFP BB	30-115 RN BB	50-135 RNFP BB	30-165 RNFP BB	32-78 RN BB	32-98 WC BB	32-100 WC BB SGG	32-100 RN	32-100 RNFP	32-20-15 RNFP BB	32-20-120 RNFP BB	32-40-170 RNFP	380-95 RN BB	38-40-180 RNF BB	38-55-245 RNF BB	38-55-255 RNFP BB	40-65-260 RNFP BB							
.260 - .261	.310 - .311	.310 - .311	.310 - .311	.314	.314	.314	.314	.314	.316 - .317	.316 - .317	.323 - .324	.357 - .358	.403 - .404	.381 - .382	.381 - .382	.408 - .409							
.259	.309	.309	.309	.313	.313	.313	.313	.313	.311 - .314	.311 - .314	.321 - .322	.356	.401 - .402	.378 - .379	.378 - .379	.406 - .407							
COWBOY	No TUBULAR MAGAZINES	COWBOY & SILHOUETTE	COWBOY & SILHOUETTE	SIZING DIA'S VARY	SIZING DIA'S VARY	SIZING DIA'S VARY	SIZING DIA'S VARY	SIZING DIA'S VARY	COWBOY	COWBOY	COWBOY	380 AUTO	COWBOY	COWBOY	COWBOY	COWBOY							

38 CAL 													40 CAL - 10 MM 																	
38-100 RNFP	38-100 SWC BB	38-105 WC DBB SGG	38-105 FP	38-125 RNFP	38-125 FP BB	38-140 FP BB	38-130 RNFP	38-148 WC DBB SGG	38-148 WC DBB	38-148 WC BB	38-150 SWC BB	38-158 SWC BB	38-158 RN BB	38-158 RNFP BB	38-180 RNFP BB	38-158 FP BB	38-180 FP BB	38-230 FP BB	10-140 FP BB	10-140 RNFP BB	10-155 RNSWC BB	10-155 SWC BB	10-170 SWC BB	10-175 SWC BB	10-180 FP BB	10-200 FP BB	10-220 FP BB	10-180 RN BB	10-200 RN BB	
.359 - .360	.359 - .360	.359 - .360	.359 - .360	.359 - .360	.359 - .360	.359 - .360	.359 - .360	.359 - .360	.359 - .360	.359 - .360	.359 - .360	.359 - .360	.359 - .360	.359 - .360	.359 - .360	.359 - .360	.359 - .360	.357 - .358	.401 - .402	.401 - .402	.403 - .404	.403 - .404	.403 - .404	.403 - .404	.403 - .404	.403 - .404	.403 - .404	.403 - .404	.403 - .404	.403 - .404
.357 - .358	.357 - .358	.357 - .358	.357 - .358	.357 - .358	.357 - .358	.357 - .358	.357 - .358	.357 - .358	.357 - .358	.357 - .358	.357 - .358	.357 - .358	.357 - .358	.357 - .358	.357 - .358	.357 - .358	.357 - .358	.357 - .358	.401 - .402	.401 - .402	.401 - .402	.401 - .402	.401 - .402	.401 - .402	.401 - .402	.401 - .402	.401 - .402	.401 - .402	.401 - .402	.401 - .402
		BULLSEYE		COWBOY			COWBOY		BULLSEYE	SIMILAR TO H&G #219	SIMILAR TO H&G #50	KEITH STYLE		ACCURATE		SILHOUETTE	BOWLING PIN		40 CAL - 10MM AUTO	40 CAL - 10MM AUTO	40 CAL - 10MM AUTO	40 CAL - 10MM AUTO	40 CAL - 10MM AUTO	40 CAL - 10MM AUTO	40 CAL - 10MM AUTO	40 CAL - 10MM AUTO	40 CAL - 10MM AUTO	40 CAL - 10MM AUTO	40 CAL - 10MM AUTO	

9MM 							41 CAL 			44 - 40 		44 CAL 												
PART #	09-18-93 RN	09-115 RN BB	09-124 RN BB	09-122 FP BB	09-125 CN BB	09-125 RN BB	09-135 RN BB	09-147 FP BB	41-225 RNFP BB	41-215 SWC BB	44-40-200 RNF BB	44-40-225 RNF BB	44-40-240 RNF BB	44-180 FP BB	44-180 RNFP	44-200 RNFP BB	44-225 RNFP BB	44-240 RNFP BB	44-215 SWC BB	44-240 SWC BB	44-240 RN BB	44-240 FP BB	44-300 FP BB	
CAST DIAMETER	.366 - .367	.357 - .358	.357 - .358	.357 - .358	.357 - .358	.357 - .358	.357 - .358	.357 - .358	.413 - .414	.413 - .414	.429 - .430	.429 - .430	.429 - .430	.432 - .433	.432 - .433	.432 - .433	.432 - .433	.432 - .433	.432 - .433	.432 - .433	.432 - .433	.432 - .433	.432 - .433	.432 - .433
SIZING DIAMETER	.364 - .365	.355 - .356	.355 - .356	.355 - .356	.355 - .356	.355 - .356	.355 - .356	.355 - .356	.411	.411	.427	.427	.427	.430	.430	.430	.430	.430	.430	.430	.430	.430	.430	.430
DESCRIPTION	MAKAROV	ACCURATE		SIMILAR TO H&G #7	SIMILAR TO H&G #115			JACKETED HOLLOW POINT COPY	COWBOY	41 MAG KEITH STYLE	44-40-200 RNF BB 44-40-225 RNF BB 44-40-240 RNF BB			COWBOY	COWBOY	COWBOY	COWBOY	COWBOY	KEITH STYLE	KEITH STYLE		SILHOUETTE	SILHOUETTE	

38 SUPER 							45 AUTO 														
PART #	38S-115 RN BB	38S-124 RN BB	38S-122 FP BB	38S-125 CN BB	38S-125 RN BB	38S-135 RN BB	38S-147 FP BB	38S-150 SWC BB	38S-160 SWC BB	38S-145 RN BB	38S-160 RN BB	45-150 SWC BB	45-155 SWC BB	45-185 130 SWC BB	45-175 SWC BB	45-180 SWC BB	45-185 SWC 68 BB	45-200 SWC BB	45-200 RN BB	45-225 FP BB	45-230 RN BB
CAST DIAMETER	.357 - .358	.357 - .358	.357 - .358	.357 - .358	.357 - .358	.357 - .358	.357 - .358	.357 - .358	.357 - .358	.454 - .455	.454 - .455	.454 - .455	.454 - .455	.454 - .455	.454 - .455	.454 - .455	.454 - .455	.454 - .455	.454 - .455	.454 - .455	.454 - .455
SIZING DIAMETER	.357	.357	.357	.357	.357	.357	.357	.357	.357	.452	.452	.452	.452	.452	.452	.452	.452	.452	.452	.452	.452
DESCRIPTION	ACCURATE		SIMILAR TO H&G #7	SIMILAR TO H&G #115			JACKETED HOLLOW POINT COPY			IPSC	IPSC			SIMILAR TO H&G #130	SIMILAR TO H&G #68 MOST POPULAR 45	IPSC		IPSC			SIMILAR TO H&G #34

ROUND BALLS  AVAILABLE DIAMETERS .220 .2395 .240 .283 .298 .312 .332 .340 .347 .360 .375 .440 .445 .449 .451 .454 .457 .487 .490 .495 .520 .528		45 COLT 										45 - 70 Cowboy 						475 - 480 	50 CAL 
PART#	45-160 RNFP BB	45-180 RNFP BB	45-200 RNFP BB	45-225 RNFP BB	45-250 RNFP BB	45-255 SWC BB	45-300 FP BB	45-350 RNFP BB	45-70-300 FP BB	45-70-300 RNFP BB	45-70-350 FPS BB	45-70-350 FPD BB	45-70-405 FPS BB	45-70-405 FPT BB	45-70-450 FPA BB	45-70-500 FPA BB	475-370 RNFP BB	50-330 RNFP BB	
CAST DIAMETER	.454 - .455	.455 - .456	.455 - .456	.455 - .456	.455 - .456	.455 - .456	.455 - .456	.455 - .456	.460 - .461	.460 - .461	.460 - .461	.460 - .461	.460 - .461	.460 - .461	.460 - .461	.460 - .461	.478 - .479	.504 - .505	
SIZING DIAMETER	.452	.452 OR .454	.452 OR .454	.452 OR .454	.452 OR .454	.452 OR .454	.452 OR .454	.452 OR .454	.458 - .459	.458 - .459	.458 - .459	.458 - .459	.458 - .459	.458 - .459	.458 - .459	.458 - .459	.475 - .476	.502 - .503	
DESCRIPTION	WILL NOT COLLATE	COWBOY	LONG COLT	LONG COLT			CASJIL		TWO CRIMP GROOVES FOR O.A.L.	TWO CRIMP GROOVES FOR O.A.L.	SINGLE LUBE GROOVE	SINGLE LUBE GROOVE 1 OR 2 CAVITY	DOUBLE LUBE GROOVES 1 OR 2 CAVITY	SINGLE LUBE GROOVE 1 OR 2 CAVITY	3 LUBE GROOVE 1 OR 2 CAVITY	4 LUBE GROOVE SINGLE CAVITY ONLY	RUGAR OR LINEBAUGH SINGLE CAVITY ONLY	AE OR SBW500 SINGLE CAVITY ONLY	